

SPORTING ABILITY WITH STREET AGILITY



The Honda CBR650R is a four-cylinder middleweight sports bike that is smooth, fast and versatile.

Filled with premium technology and convenience with the choice of riding with Honda e-Clutch system. Packaged with race styling inspired by the Fireblade, CBR650R is ready to deliver performance perfect for your practical day-to-day ride and weekend fun.

**CBR
650R**



[FIND A DEALER](#)



TECHNICAL SPECIFICATIONS





CBR650R

-  Grand Prix Red
-  Matte Gunpowder Black Metallic



CBR650R
E-CLUTCH

-  Grand Prix Red
-  Matte Gunpowder Black Metallic

Engine		
Engine Type	Liquid-cooled, 4-stroke	Liquid-cooled, 4-stroke
Displacement (cc)	649	649
Cylinders	Inline 4	Inline 4
Valves	16	16
Compression Ratio	11.6:1	11.6:1
Bore & Stroke (mm)	67 x 46	67 x 46
Starter	Electric	Electric
Fuel System	Fuel injection	Fuel injection
Transmission	6-speed	6-speed
Drive	Chain	Chain
Fuel Capacity (L)	15.4	15.4
Dimensions		
Overall Length (mm)	2,120	2,120
Overall Width (mm)	750	750
Overall Height (mm)	1,150	1,150
Wheelbase (mm)	1,450	1,450
Seat Height (mm)	810	810
Ground Clearance (mm)	132	132
Kerb Weight (kg)	208	211
Tyres (Front)	120/70-17	120/70-17
Tyres (Rear)	180/55-17	180/55-17
Chassis		
Front Suspension Type	41mm Inverted telescopic fork	41mm Inverted telescopic fork
Front Wheel Travel (mm)	120	120
Front Adjustability	-	-
Rear Suspension Type	Single shock	Single shock
Rear Wheel Travel (mm)	125	125
Rear Adjustability	Preload	Preload
Brakes (Front)	2x 310mm discs, ABS	2x 310mm discs, ABS
Brakes (Rear)	1x 240mm disc, ABS	1x 240mm disc, ABS
Warranty		
	24-month	24-month



FIND A DEALER





Race DNA Styling

Pure sports DNA, inspired by the Fireblade. Our racing signature is red for passion, blue for technical and white for competition.


Performance

The 649cc 4-cylinder engine gives you ample low-to-midrange torque, plus plenty of power through the entire rev range.



Unique Honda E-Clutch Technology

Elevate your riding experience with Honda's unique E-Clutch, giving you the flexibility to choose between manual or electronic clutch control. You have the option to use the manual clutch control of the six-speed gearbox or simply choose E-Clutch by using the 4-way left hand backlit toggle switch and leave the clutch lever alone. It's that simple.



Advanced Connectivity

Stay connected with the new 5-inch full-colour TFT display and Honda RoadSync^{D5} so you can focus on the road ahead.

D5 In order to use Honda RoadSync a connection is required with a Bluetooth® headset (sold separately) see owner's manual for Bluetooth headset requirements. Wireless Headsets can only be used in conjunction with the road rules of your state or territory. Please refrain from operating a smartphone while riding. A dedicated application need to be installed to a smartphone to use the Honda RoadSync. Minimum iOS requirement 15.0 or later. Honda Australia Motorcycle and Power Equipment Pty. Ltd. Level 4 6 Gladstone Street, Moonee Ponds, Victoria 3039. ABN 96 006 662 862. The specification and major features listed are accurate as at print date March 2025. However, Honda Australia Motorcycle and Power Equipment Pty. Ltd. Reserves the right to change or modify specifications and major features at any time without prior notice. Due to ordering, shipping and freight factors some colour model, options and accessory availability may vary from time to time. Check with your Honda Dealer for current information. Displayed paint and trim colours are indicative and may vary from actual.

CBR
650R

FIND A DEALER

