

**HONDA**

# **GET YOUR GARDEN ON**



**LAWN & GARDEN RANGE**

2023-2024



**HONDA**

Introducing

# ***A FORCE FOR NATURE***


Honda's new 36V Domestic Battery Range

# NEW DOMESTIC BATTERY RANGE




The new superior brushless motor provides longer run-time, exceptional power and is lightweight for optimal comfort and control.


That means you can mow, edge, trim and blow with same power, performance, durability and reliability you'd expect from Honda.






**HHT36BXB**  
LAWN TRIMMER

- New superior brushless motor
- Lightweight
- 2 Year Warranty\*
- Low noise and vibration
- Fully adjustable loop handle with harness included
- Easy to handle design offering perfect balance and variable speed control
- Easy Line Re-wind Feature
- Plant protector and hanging slot
- Compatible with 2Ah, 4Ah and 6Ah Honda Battery Range

  
Brushless motor

  
Light weight

  
Low noise level 75dBA

  
Bump feed spool



**HHH36BXB**  
HEDGE TRIMMER

- New superior brushless motor
- Lightweight
- 2 Year Warranty\*
- The soft grip provides comfortable handling and superior control
- Intelligent auto release with stall free operation
- Heavy-duty cutting up to 28mm thick branches
- 650mm Swiss diamond ground blades with anti-blocking system
- Compatible with 2Ah, 4Ah and 6Ah Honda Battery Range

  
Brushless motor

  
Light weight

  
Cuts up to 28mm branches

  
Optimised blade for sawing



**HHB36BXB**  
BLOWER

- New superior brushless motor
- Powerful and lightweight
- 2 Year Warranty\*
- Performance range of 100 to 210km/h
- Built-in axial fan
- Round nozzle for fast moving bulk leaves or grass
- Max Air Volume 780m<sup>3</sup>/h with 210km/h max Air Flow Speed
- Longer motor runtime
- Compatible with 2Ah, 4Ah and 6Ah Honda Battery Range

  
Brushless Motor

  
Light weight

  
210km/h max wind speed

  
Variable speed thumb control

# TAKE CHARGE IN THE GARDEN



**36V 8A  
FAST BATTERY  
CHARGER**  
CV3680XA

| BATTERY | FULL CHARGE TIME |
|---------|------------------|
| 2Ah     | 25 Minutes       |
| 4Ah     | 35 Minutes       |
| 6Ah     | 55 Minutes       |

(Approximate times depending on use and conditions)



**36V 2A  
BATTERY  
CHARGER**  
CV3620XA

| BATTERY | FULL CHARGE TIME |
|---------|------------------|
| 2Ah     | 65 Minutes       |
| 4Ah     | 125 Minutes      |
| 6Ah     | 185 Minutes      |

(Approximate times depending on use and conditions)

## BATTERY SPECIFICATIONS


| BATTERY | WEIGHT | CELL CONFIGURATION | MAXIMUM OUTPUT |
|---------|--------|--------------------|----------------|
| 2Ah     | 720g   | 1P 10 Cells        | 22 Amps        |
| 4Ah     | 1.3Kg  | 2P 20 Cells        | 24 Amps        |
| 6Ah     | 1.3Kg  | 2P 20 Cells        | 24 Amps        |

## COMPATIBILITY

| BATTERY | MODELS       |              |           |          |          |          |          |          |
|---------|--------------|--------------|-----------|----------|----------|----------|----------|----------|
| 2Ah     | HHT36BXB     | HHH36BXB     | HHB36BXB  |          |          |          |          |          |
| 4Ah     | HRG416 Mower | HHT36BXB     | HHT36AXB, | HHH36BXB | HHH36AXB | HHB36BXB | HHB36BXB |          |
| 6Ah     | HRG416 Mower | HRG466 Mower | HHT36BXB  | HHT36AXB | HHH36BXB | HHH36AXB | HHB36BXB | HHB36AXB |

GEN1 HHT36, HHH36, HHB36 While stocks last.

## ONE CHARGER, THREE BATTERY OPTIONS



### Honda Chargers

**36V 2A** CV3620XA

**36V 8A Fast & Smart** CV3680XA

### Honda Batteries

**1. 36V 2Ah** DP3620XA | 720g, Small garden

**2. 36V 4Ah** DP3640XA | 1.3kg, Medium garden

**3. 36V 6Ah** DP3660XA | 1.3kg, Large garden

# COMMERCIAL BATTERY RANGE



Introducing a range of premium battery power equipment with all the quality, performance and durability you expect from Honda. Recommended for professionals and incredibly easy to use, the Honda Battery range requires very little maintenance and no fuel.



## HHB36 BLOWER

- Powerful brushless motor
- Contractor Quality
- Powerful & Superior Air Volume 730-860m<sup>3</sup>/h (nozzle dependent)
- Interchangeable flat and round nozzles included for advanced versatility
- Weight assisting belt included for optimum handling
- Compatible with 2Ah, 4Ah, and 6Ah Honda battery range



68m/s<sup>~</sup>  
max wind speed



Battery powered



2 Year warranty\*



## HHT36 BRUSHCUTTER

- Powerful brushless motor
- Contractor Quality
- Low vibration
- Stall Free Operation with its intelligent auto release
- Ergonomically designed bike handle for comfort and reduced fatigue
- Fully adjustable harness and 3-tooth blade and line head included
- Compatible with 2Ah, 4Ah, and 6Ah Honda battery range



Low Noise level 93dBA



Battery powered



2 Year warranty\*



## HHH36 HEDGE CUTTER

- Powerful brushless motor
- Contractor Quality
- Low vibration
- 600mm Swiss Steel cutting blades
- Stall Free Operation with its intelligent auto release
- 3-way adjustable rear handle
- Compatible with 2Ah, 4Ah, and 6Ah Honda battery range



Battery powered



2 Year warranty\*

# USE THE SAME BATTERY FOR EVERY PRODUCT YOU OWN

## UNIVERSAL BATTERY SYSTEM

This Honda range is powered by Honda's Universal Battery System. Simple and convenient to use, a single lithium-ion battery is paired with a single charger to work across the entire range. There's no need for different batteries for each product you own. Three battery sizes are available to you - 2Ah, 4Ah and 6Ah.

## THERMO-SMART TECHNOLOGY

Quality and performance are assured with Honda Thermo-Smart, a class-leading technology that keeps the battery cool, even in demanding conditions and over long periods of use.

## ONE CHARGER, THREE BATTERY OPTIONS



## 36V 8A FAST BATTERY CHARGER

| BATTERY | FULL CHARGE TIME |
|---------|------------------|
| 2Ah     | 25 Minutes       |
| 4Ah     | 35 Minutes       |
| 6Ah     | 55 Minutes       |

(Approximate times depending on use and conditions)

### Honda Chargers

**36V 2A** CV3620XA

**36V 8A Fast & Smart** CV3680XA

### Honda Batteries

**1. 36V 2Ah** DP3620XA | 720g, Small garden

**2. 36V 4Ah** DP3640XA | 1.3kg, Medium garden

**3. 36V 6Ah** DP3660XA | 1.3kg, Large garden



### HRG466

XB BATTERY  
SELF-PROPELLED MOWER

- Versamow™ selective mulching function
- Easy start push button
- Six cutting height positions
- 46cm (18") pressed steel, powder coated deck
- Powerful 1.8kW brushless motor
- Compatible with 2Ah, 4Ah<sup>†</sup>, and 6Ah Honda battery range

### HRG416

XB BATTERY  
PUSH MOWER

- Easy start push button
- Six cutting height positions
- 41cm (16") pressed steel, powder coated deck
- Powerful 1.0kW brushless motor
- Compatible with 2Ah, 4Ah<sup>†</sup>, and 6Ah Honda battery range



Battery powered



2 Year Warranty\*

### IZY-ON™

Honda's New Generation of IZY-ON™ battery lawnmowers boasts optimum performance for that Honda finish while running quietly with zero-emissions

## Here's what you need to know about the Honda battery range.

- You can work with less noise
- There's no need to refuel so you can work with fewer breaks
- All tools in the range are powered by our Honda Universal Battery System
- The battery delivers sustained power throughout the duration of its charge
- With a fast charge time, you never need to stop for long
- The entire range is designed for use in all weather conditions<sup>#</sup>

<sup>†</sup>Using a flat nozzle. <sup>\*\*</sup>See Honda.com.au for full Terms & Conditions.

<sup>††</sup>For optimum battery performance, 6Ah batteries are recommended for the HRG416 and HRG466.

# PREMIUM DOMESTIC MOWERS



## HRU19 BUFFALO PREMIUM

Push Mower

Engine Brake

Medium Lawn

HRU19M2PKUH



- GCV170 4-Stroke Engine
- Mulching function
- Height adjust control
- Improved bagging performance with wide open discharge
- Improved engine brake lever for comfort

|   |   |   |
|---|---|---|
| <br>Medium Lawn         | <br>19" Cutter Deck  | <br>54 Litre Catcher |
| <br>Mow-Safe Technology | <br>Swing Back Blade | <br>4 Year Warranty* |

## HRN216PKU

Push Mower







Engine Brake

Medium-Large Lawn

HRN216PKUA



- GCV170 4-Stroke Engine
- Low noise and vibration
- Easy to start and re-start
- Starts first time, every time

|   |  |   |
|---|--|---|
| <br>Medium to Large Lawn | <br>21" Cutter Deck   | <br>Large 66 Litre Catcher |
| <br>Mow-Safe Technology  | <br>Mulching Function | <br>2 Year Warranty*       |

## HRN216VKU

Self-Propelled

Engine Brake

Medium-Large Lawn

HRN216VKUA



- GCV170 4-Stroke Engine
- Low noise and vibration
- Easy to start and re-start
- Starts first time, every time

|   |  |   |
|---|--|---|
| <br>Medium to Large Lawn | <br>21" Cutter Deck   | <br>Large 66 Litre Catcher |
| <br>Mow-Safe Technology  | <br>Mulching Function | <br>2 Year Warranty*       |



## HRX217HYU

Self-Propelled

Blade Brake

Medium-Large Lawn

HRX217K6HYUA

- GCV200 4-Stroke Engine
- MicroCut® Twin Blades
- 4-in-1 Versamow System™ with Clip Director®
- NeXite® Deck
- Hydrostatic Cruise Control



Medium to Large Lawn



21" Cutter Deck



Large 88 Litre Catcher



Mow-Safe Technology



Blade Bar



2 Year Warranty\*



## HRN216VYU

Self-Propelled

Blade Brake

Medium-Large Lawn

HRN216VYUA



- GCV170 4-Stroke Engine
- Low noise and vibration
- Easy to start and re-start
- Starts first time, every time
- Throttle control



Medium to Large Lawn



21" Cutter Deck



Large 66 Litre Catcher



Mow-Safe Technology



Mulching Function



2 Year Warranty\*

## HRX217HZU

Self-Propelled

Blade Brake

Medium-Large Lawn

HRX217K6HZUA



- GCV200 4-Stroke Engine
- MicroCut® Twin Blades
- 4-in-1 Versamow System™ with Clip Director®
- NeXite® Deck
- Hydrostatic Cruise Control
- Self-charging electric start



Medium to Large Lawn



21" Cutter Deck



Large 88 Litre Catcher



Mow-Safe Technology



Bar Blade



2 Year Warranty\*

## GENUINE HONDA PARTS AND ACCESSORIES

### HONDA EARMUFFS

Part No. L08EM006R

Padded headband, adjustable.



### HONDA OIL

1L L1002P08001

4L L1002P08006

Recommended for use in all Honda Power Equipment products.



### HONDA AIR FILTERS

Genuine Honda Air Filters available at all authorised Honda Power Equipment Dealerships.



# PREMIUM DOMESTIC MOWERS



## HRG466PKU

Push Mower

Engine Brake

Small-Medium Lawn

HRG466C1PKUH

- New GCV145 4-Stroke Engine
- Engine Brake technology
- Front & rear height adjust control
- Easy to start and re-start
- Starts first time, every time



Small to  
Medium Lawn



18" Cutter  
Deck



50 Litre  
Catcher



Mow-Safe  
Technology



Bar  
Blade



2 Year  
Warranty\*

## HRG466SKU

Self-Propelled

Engine Brake

Small-Medium Lawn

HRG466C1SKUP

- New GCV145 4-Stroke Engine
- Engine Brake technology
- Mulching function
- Front & rear height adjust control
- Easy to start and re-start
- Starts first time, every time



Small to  
Medium Lawn



18" Cutter  
Deck



50 Litre  
Catcher



Mow-Safe  
Technology



Bar  
Blade



2 Year  
Warranty\*

# MOWER FEATURES



## NEXITE® DECK

Extremely tough polymer material that will never rust, resists corrosion and abrasion and is super strong. HRX models only.



## 4-IN-1 VERSAMOW SYSTEM™ WITH CLIP DIRECTOR®

Honda's revolutionary Versamow System™ allows you to mulch, bag, discharge and shred leaves – or even a combination of mulching and bagging! Just slide the convenient Clip Director® knob to choose how much grass is bagged or mulched. No tools or costly attachments needed. HRX models only.



## STEEL DECK

Rugged, durable steel deck is designed for long life. HRS and HRN models only.



## 3-IN-1 SYSTEM WITH CLIP DIRECTOR®

Slide the Clip Director® to switch from mulching to bagging or discharge with just one touch. No need for a mulch plug or other attachments. HRN models only.




## EASY FOLD HANDLE

Easily adjust the handle to different comfortable mowing positions, or fold over for storage. HRS, HRN and HRX models only.



## MICROCUT® TWIN BLADE SYSTEM

Honda's exclusive MicroCut® Twin Blade System uses four cutting surfaces that result in ultra fine clippings for superior mulching and up to 30% more clippings per bag. HRN and HRX models only.




## MOW-SAFE ENGINE BRAKE

A safety feature that stops the blades and engine within 3 seconds upon release of the handle.



## SMART DRIVE

Easily adjust the mower's speed to your pace by rotating the control. Five position adjustable control for comfort. Variable speed from 0-6.5km/h. HRN216VKU and HRN216VYU models only.



## MOW-SAFE BLADE BRAKE

A safety feature that stops the blades within 3 seconds upon release of the handle, while the engine continues to run.



## HYDROSTATIC CRUISE CONTROL

Honda's Hydrostatic Cruise Control allows precise speed control that's fully adjustable from 0-6.5km/h. HRX models only.

# COMMERCIAL MOWERS



CONTRACTORS CHOICE

## HRU216 BUFFALO PRO

Self-Propelled

Blade Brake

Large Lawn

HRU216M3TBUH

- GXV160 4-Stroke Engine
- Improved mulching function
- 70 Litre catcher with Dacron dust deflector
- 3-speed shaft driven mechanical gearbox



Large Lawn



21" Cutter Deck



Large 70 Litre Catcher



Mow-Safe Technology



Swing Blade



4 Year Warranty\*

## HRU196 BUFFALO PRO

Push Mower







Engine Brake

Medium-Large Lawn

HRU196M2PWUH



- GXV160 4-Stroke Engine
- Improved mulching function
- Wide open discharge

|   |  |  |  |  |  |
|---|--|--|--|--|--|
|  |  |  |  |  |  |
| Medium to Large Lawn  | 19" Cutter Deck  | Large 54 Litre Catcher   | Mow-Safe Technology  | Swing Back Blade   | 4 Year Warranty*   |

## HRU196 BUFFALO PRO

Push Mower







Blade Brake

Medium-Large Lawn

HRU196M2PBUH



- GXV160 4-Stroke Engine
- Improved mulching function
- Wide open discharge

|  |   |  |  |  |  |
|--|---|--|--|--|--|
|  |  |  |  |  |  |
| Medium to Large Lawn   | 19" Cutter Deck   | Large 54 Litre Catcher   | Mow-Safe Technology  | Swing Back Blade   | 4 Year Warranty*   |



## HRU MOWER RANGE ASSEMBLED IN AUSTRALIA

Honda goes to extraordinary lengths to ensure best-in-market quality.

We begin with the highest quality components, with each part individually inspected before entering the production line. We then build each mower, part by part, exceeding Australian industry standards at every stage. This exacting process involves multiple quality checks during and after production, including test-firing, to check ease of starting and the quietness of Honda's legendary 4-Stroke engines.

# LAWN MOWER SPECIFICATIONS

| PREMIUM DOMESTIC RANGE     |                                   |                                       |                                  |                                 |                                     |
|----------------------------|-----------------------------------|---------------------------------------|----------------------------------|---------------------------------|-------------------------------------|
| Product Code               | HRG466PKU                         | HRG466SKU                             | HRU19M2                          | HRN216PKU                       | HRN216VKU                           |
|                            | <b>PUSH MOWER</b><br>HRG466C1PKUH | <b>SELF PROPELLED</b><br>HRG466C1SKUP | <b>PUSH MOWER</b><br>HRU19M2PKUH | <b>PUSH MOWER</b><br>HRN216PKUA | <b>SELF PROPELLED</b><br>HRN216VKUA |
| <b>MOW-SAFE TECHNOLOGY</b> | <b>ENGINE BRAKE</b>               | <b>ENGINE BRAKE</b>                   | <b>ENGINE BRAKE</b>              | <b>ENGINE BRAKE</b>             | <b>ENGINE BRAKE</b>                 |
| Engine                     | GCV145                            | GCV145                                | GCV170                           | GCV170                          | GCV170                              |
| Engine Spec                | OHV                               | OHV                                   | OHV                              | OHV                             | OHV                                 |
| Auto Choke                 | Yes                               | Yes                                   | Yes                              | Yes                             | Yes                                 |
| Chassis                    | Solid Steel                       | Solid Steel                           | Cast Aluminium                   | Solid Steel                     | Solid Steel                         |
| Cutting Width              | 18" (460mm)                       | 18" (460mm)                           | 19" (470mm)                      | 21" (530mm)                     | 21" (530mm)                         |
| Cutting Height Adjustment  | Front & Rear                      | Front & Rear                          | 1 Lever                          | Front & Rear                    | Front & Rear                        |
| Cutting Height Range       | 6 Stages<br>20-74mm               | 6 Stages<br>20-74mm                   | 11 Stages<br>16-80mm             | 7 Stages<br>27-100mm            | 7 Stages<br>27-100mm                |
| Self Propelled             | No                                | Yes                                   | No                               | No                              | Yes                                 |
| Speeds                     | Push                              | Single Speed                          | Push                             | Push                            | Variable                            |
| Wheel Diameter (mm)        | Front 178mm<br>Rear 212mm         | Front 178mm<br>Rear 212mm             | 200                              | 200                             | 200                                 |
| Catcher Capacity           | 50 Litres                         | 50 Litres                             | 54 Litres                        | 66 Litres                       | 66 Litres                           |
| Fuel Type                  | Unleaded                          | Unleaded                              | Unleaded                         | Unleaded                        | Unleaded                            |
| Fuel Tank Capacity         | 0.91 Litres                       | 0.91 Litres                           | 0.91 Litres                      | 0.91 Litres                     | 0.91 Litres                         |
| Mulching Capability        | No                                | Yes                                   | Yes                              | Yes                             | Yes                                 |
| Rear Discharge Capability  | Yes                               | Yes                                   | No                               | Yes                             | Yes                                 |
| Wash Port                  | No                                | No                                    | Yes                              | No                              | No                                  |
| Blade Type                 | Bar Blade                         | Bar Blade                             | Swing Back Blade                 | Bar Blade                       | Bar Blade                           |

|                                     |                                       |                                       | COMMERCIAL RANGE                  |                                   |                                       |
|-------------------------------------|---------------------------------------|---------------------------------------|-----------------------------------|-----------------------------------|---------------------------------------|
| HRN216VYU                           | HRX217HYU                             | HRX217HZU                             | HRU196 BUFFALO PRO                | HRU196 BUFFALO PRO                | HRU216 BUFFALO PRO                    |
| <b>SELF PROPELLED</b><br>HRN216VYUA | <b>SELF PROPELLED</b><br>HRX217K6HYUA | <b>ELECTRIC START</b><br>HRX217K6HZUA | <b>PUSH MOWER</b><br>HRU196M2PWUH | <b>PUSH MOWER</b><br>HRU196M2PBUH | <b>SELF PROPELLED</b><br>HRU216M3TBUH |
| <b>BLADE BRAKE</b>                  | <b>BLADE BRAKE</b>                    | <b>BLADE BRAKE</b>                    | <b>ENGINE BRAKE</b>               | <b>BLADE BRAKE</b>                | <b>BLADE BRAKE</b>                    |
| GCV170                              | GCV200                                | GCV200                                | GXV160                            | GXV160                            | GXV160                                |
| OHV                                 | OHV                                   | OHV                                   | OHV with Cast-Iron Bore           | OHV with Cast-Iron Bore           | OHV with Cast-Iron Bore               |
| Yes                                 | Yes                                   | Yes                                   | Manual                            | Manual                            | Manual                                |
| Solid Steel                         | NeXite®                               | NeXite®                               | Cast Aluminium                    | Cast Aluminium                    | Cast Aluminium                        |
| 21" (530mm)                         | 21" (530mm)                           | 21" (530mm)                           | 19" (470mm)                       | 19" (470mm)                       | 21" (530mm)                           |
| Front & Rear                        | 4 Wheels                              | 4 Wheels                              | 1 Lever                           | 1 Lever                           | 1 Lever                               |
| 7 Stages<br>27-100mm                | 7 Stages<br>19-100mm                  | 7 Stages<br>19-100mm                  | 11 Stages<br>16-80mm              | 11 Stages<br>16-80mm              | 11 Stages<br>16-76mm                  |
| Yes                                 | Yes                                   | Yes                                   | No                                | No                                | Yes                                   |
| Variable                            | Variable                              | Variable                              | Push                              | Push                              | 3 Speed                               |
| 200                                 | 230                                   | 230                                   | 200                               | 200                               | 200                                   |
| 66 Litres                           | 88 Litres                             | 88 Litres                             | 54 Litres                         | 54 Litres                         | 70 Litres                             |
| Unleaded                            | Unleaded                              | Unleaded                              | Unleaded                          | Unleaded                          | Unleaded                              |
| 0.91 Litres                         | 0.91 Litres                           | 0.91 Litres                           | 1.4 Litres                        | 1.4 Litres                        | 1.4 Litres                            |
| Yes                                 | Yes                                   | Yes                                   | Yes                               | Yes                               | Yes                                   |
| Yes                                 | Yes                                   | Yes                                   | No                                | No                                | Yes                                   |
| No                                  | No                                    | No                                    | Yes                               | Yes                               | Yes                                   |
| Bar Blade                           | Bar Blade                             | Bar Blade                             | Swing Back Blade                  | Swing Back Blade                  | Swing Back Blade                      |

# HANDHELD RANGE

## LINE TRIMMER

### UMS425

BENT SHAFT LINE TRIMMER  
4-STROKE

UMS425UDLTU2

- Easy-to-use 'tap and go' nylon line head
- Includes safety goggles
- Easy Start



360°  
Operation



GX25cc  
Engine



No Fuel  
Mixing



4 Year  
Warranty\*



## CONTRACTORS CHOICE



## CONTRACTOR QUALITY

### UMK450

BIKE HANDLE BRUSHCUTTER  
4-STROKE

UMK450TU3UT

- Safety goggles and full operator harness included
- 3-tooth cutter blade (bump head optional)
- Ergonomic Bike Handle
- Commercial 2HP GX50 4-Stroke Engine



360°  
Operation



GX50cc  
Engine



No Fuel  
Mixing



4 Year  
Warranty\*







**CONTRACTOR QUALITY**

**UMK425**  
LOOP HANDLE  
BRUSHCUTTER  
4-STROKE

UMK425ULTUT

- Optional blade kit available
- Safety goggles and single operator harness included
- Anti-vibration engine mount
- Easy-to-use 'tap and go' nylon line head



360°  
Operation



GX25cc  
Engine



No Fuel  
Mixing



4 Year  
Warranty\*

**UMK435**  
LOOP HANDLE  
BRUSHCUTTER  
4-STROKE

Same great features as the UMK425 loop handle but with a larger engine capacity.

**Includes free 4-tooth blade kit and single operator harness.**

GX35cc Engine



UMK435ULGUT



**CONTRACTOR QUALITY**

**UMK425**  
BIKE HANDLE  
BRUSHCUTTER  
4-STROKE

UMK425UUGUT

- Safety goggles and full operator harness included
- Anti-vibration engine mount
- Includes 4-tooth blade kit
- Easy-to-use 'tap and go' nylon line head



360°  
Operation



GX25cc  
Engine



No Fuel  
Mixing



4 Year  
Warranty\*

**UMK435**  
BIKE HANDLE  
BRUSHCUTTER  
4-STROKE

Same great features as the UMK425 bike handle but with a larger engine capacity.

**Includes free 4-tooth blade kit and full operator harness.**

GX35cc Engine



UMK435UUGUT

**ATTACHMENTS FOR UMK425/UMK435**

**TRIMMER LINE**

**Round Trimmer Line**  
2.4x125G L1024UMK125RD  
2.4x225G L1024UMK225RD

**Star Trimmer Line**  
2.4x125G L1024UMK125SR  
2.4x225G L1024UMK225SR

**Silent Trimmer Line**  
2.4x125G L1024UMK125ST  
2.4x225G L1024UMK225ST



**HEDGE TRIMMER**

ATTACHMENT  
Part No. 06260VL6000AU



The hedgetrimmer attachment is purposely designed to attach to Honda's straight shaft (UMK425/UMK435) brushcutter.

**PRUNER**

ATTACHMENT  
Part No. 06250VL6000AU



The pruner attachment is designed for trimming and cutting high branches in commercial and domestic applications. It is purposely designed to attach to Honda's straight shaft (UMK425/UMK435) brushcutter.

\*See Honda.com.au for full Terms & Conditions. All prices listed include GST and are recommended retail prices only. There is no obligation to comply with the recommendation.

# HANDHELD RANGE



**CONTRACTOR QUALITY**

## HHH25D

HEDGE CUTTER  
4-STROKE

HHH25D75UT

- 2-motion throttle trigger
- Low emissions and fuel consumption
- 3-way, adjustable rear handle
- Easy Start
- No Fuel Mixing



360°  
Operation



GX25cc  
Engine



720mm  
Cutting Blade



4 Year  
Warranty\*



**CONTRACTOR QUALITY**

## HHB25

BLOWER  
4-STROKE

HHB25UT

- Unique anti-suction fan cover
- Low emissions and fuel consumption
- Easy Start
- No Fuel Mixing
- Air Volume 630m<sup>3</sup>/h



360°  
Operation



GX25cc  
Engine



252km/h  
Wind Velocity



4 Year  
Warranty\*



# TILLER RANGE



## FG110

FG110K1UT  
4-STROKE

- Fold over handles for convenience

↔ Tilling Width 230mm

↑↓ Tilling Depth 203mm

⚙️ GX25cc Engine

🛡️ 4 Year Warranty\*

## FG110 OPTIONAL ACCESSORIES



**Aerator**  
06727V25000



**Edger**  
06728V25000



**Heavy-Duty Digging Tines**  
06726V25010



**De-Thatcher**  
06720V25000

## F220

F220UT4  
4-STROKE

- Multi-step adjustable handles

↔ Tilling Width 545mm

↑↓ Tilling Depth 280mm

⚙️ GXV57 Engine

🛡️ 4 Year Warranty\*



## F501

F501K8UH  
4-STROKE

- 2 forward gears and 1 reverse

↔ Tilling Width 914mm

↑↓ Tilling Depth 280mm

⚙️ GX160 Engine

🛡️ 4 Year Warranty\*



## FR750

FR750K3U1  
4-STROKE

- 2 forward gears and 1 reverse
- Diff Lock Option - Improves traction

↔ Tilling Width 600mm

↑↓ Tilling Depth 120mm

⚙️ GX200 Engine

🛡️ 4 Year Warranty\*



Counter Rotating Tines



## FRC800

FRC800K1U1  
4-STROKE

- 3 forward gears and 1 reverse

↔ Tilling Width 500mm

↑↓ Tilling Depth 100mm

⚙️ GX240 Engine

🛡️ 4 Year Warranty\*





## 1 SELECT POWERHEAD

### UMC425 POWERHEAD

UMC425ULAUT

### UMC435

AVAILABLE WITH GX35cc ENGINE

UMC435ULAUT



360°  
Operation



GX25cc  
Engine



Contractor  
Quality



No Fuel  
Mixing



4 Year  
Warranty\*

## 2 SELECT ATTACHMENTS

### BRUSHCUTTER

SSBCU


- Designed for cutting and clearing, making lawn maintenance easy
- Ergonomically designed easy-grip loop handle
- Durable 'tap and go' nylon head



### HEDGE TRIMMER

(SHORT SHAFT) SSHHSU

- A lighter, more compact version of the Hedgetrimmer (Long Shaft)
- Perfect for the domestic operator
- Features a 550mm double-sided blade with a 90mm shaft length




### HEDGE TRIMMER

(LONG SHAFT) SSHFL

- 540mm double-sided blade
- Adjustable joint allows for left and right pivot
- New fold-over design for easier storage
- Includes anti-snapping guard





## BLOWER

SSBLU

- One of the most compact and lightweight blower attachments available
- Easily keeps garden paths, driveways, lawns and verandas free of leaves and debris



## EDGER

SSETU

- The perfect tool to keep unsightly weeds and grass from popping up
- Easy-to-use adjustable height mechanism



## EXTENSION POLE

SSESLU

- Lightweight extension pole allows for more reach with an extra 1085mm length
- Suitable for the Pruner and Hedgetrimmer (Short Shaft) attachments



## CULTIVATOR

SSCLU

- Makes tilling, aerating and cultivating of soil easy
- 170mm width makes the cultivation of garden beds and lawns simple and stress-free



## PRUNER

SSPPU

- Designed for trimming, pruning and cutting high branches
- Features a 12" bar length with a 3/8" Oregon saw chain
- Suitable for domestic and commercial settings
- Overall Pruner Length 1065mm



## BRUSH

SSBRU

- Max sweep width of 600mm
- Nylon bristles
- Includes debris shield
- Weight: 6.3kg



# VOLUME, TRASH AND HIGH PRESSURE PUMPS

## VOLUME PUMPS



### WX10

WX10TU  
4-STROKE

- Economical 1" volume pump
- Maximum total head 37m
- Maximum suction head 8m
- Delivers 120L/min capacity
- Lightweight 6.1kg



### WX15

WX15TU  
4-STROKE

- Economical 1.5" volume pump
- Maximum total head 37m
- Maximum suction head 8m
- Delivers 280L/min capacity
- Lightweight 9kg



### WB20

WB20XT4DRXU  
4-STROKE

- Portable 2" volume pump
- Maximum total head 32m
- Maximum suction head 7.5m
- Delivers 620L/min capacity



### WB30

WB30XT3DRXU  
4-STROKE

- Portable 3" volume pump
- Maximum total head 23m
- Maximum suction head 7.5m
- Delivers 1100L/min capacity

## HIGH PRESSURE PUMPS



### WH15XT

WH15XT2UX  
4-STROKE

- Portable 1.5" high pressure pump
- Maximum total head 40m
- Maximum suction head 8m
- Delivers 370L/min capacity



### WH20XT

WH20XTUX / WH20XTUFX  
4-STROKE

- Portable 2" high pressure pump
- Maximum total head 45m
- Maximum suction head 8m
- Delivers 450L/min capacity

## TRASH PUMPS



### WT20

WT20XK4UD4  
4-STROKE

- Portable 2" trash pump
- Maximum total head 30m
- Maximum suction head 8m
- Delivers 710L/min capacity



### WT30

WT30XK4UD4  
4-STROKE

- Portable 3" trash pump
- Maximum total head 27m
- Maximum suction head 8m
- Delivers a massive 1210L/min capacity

# ENGINES



### GX MINI 4-STROKE

- 25cc, 35cc & 50cc models available
- Fully inclinable OHC engine
- 360° operation



### GCV SERIES

- 145cc, 170cc & 200cc models
- Vertical shaft engines
- OHV domestic engine



### GX SERIES

- More than 70 model variants to choose from
- Horizontal shaft
- OHV commercial engine



### GXV SERIES

- Three different horsepower models available
- Vertical shaft engines
- OHV commercial engine



### GX V-TWIN SERIES

- New generation V-twins
- Three different horsepowers over seven models
- OHV commercial engine



### GP SERIES

- 160cc & 200cc
- Perfect for light use and domestic applications

# SUPER QUIET GENERATORS



## 3-STEP PROCESS TO ENSURE YOU GET THE RIGHT GENERATOR

### 1. WHAT DO YOU WANT TO POWER?

Whether you have a small caravan or something a little more substantial, knowing your appliance ratings is going to help you in the long run. Write a list of all the appliances you want to have running at one time. Then find out the ratings of each appliance. You need to take into account start-up power.

### 2. FACTOR IN START UP POWER

Start-up power is simply the power an appliance needs to begin operating. Appliances that run an electric motor (air conditioners and water pumps) can require 3 times the operating load but this is usually only needed for a very short period. Check the compliance plate on the unit for specifications.

### 3. PICK THE GENERATOR THAT SUITS YOUR NEEDS

If you look at your list, there's a high chance you're not going to need everything running at once. A kettle draws a lot of power but only runs for a minute or so, it won't hurt to turn off some appliances while the kettle boils. Just make sure you have the essentials covered. Let's say your total running power requirement is 1500W, with a start-up power requirement of 1900W, then the Honda EU22i Generator will be the right fit.

If you are unsure, consult your Authorised Honda Dealer.

# SUPER QUIET GENERATORS



## EU10i

LEISURE AND COMMERCIAL GENERATOR  
4-STROKE  
EU10i1U4

- Greater fuel efficiency via Built-in Eco-Throttle
- Engine protected by low oil alert system
- Our lightest inverter generator



4 Year  
Warranty\*



1000W  
Max Output



Inverter  
Technology



7 Operating  
Hours°



Commercial  
Quality



## EU22i

EU22i1U4

- Greater fuel efficiency via Built-in Eco-Throttle
- Engine protected by low oil alert system
- Increased diameter of oil filler for improved draining and catching of oil



4 Year  
Warranty\*



2200W  
Max Output



Inverter  
Technology



7.5 Operating  
Hours°



Commercial  
Quality



## EU30is

ELECTRIC START  
4-STROKE  
EU30iS1U4

- Greater fuel efficiency via Built-in Eco-Throttle
- Engine protected by low oil alert system
- Hassle-free Key Start



4 Year  
Warranty\*



3000W  
Max Output



Inverter  
Technology



17 Operating  
Hours°



Commercial  
Quality



## EU70is

ELECTRIC START  
4-STROKE  
EU70iSUT4

- Greater fuel efficiency via Built-in Eco-Throttle
- Hassle-free Push Button Electric Start
- Engine protected by low oil alert system



4 Year  
Warranty\*



7000W  
Max Output



Inverter  
Technology



16  
Operating



Commercial  
Quality

**OPTIONAL ACCESSORIES:** Lifting kit 06531Z11E00ZA Wired remote control cable: 10m – 32380Z37800ZA 30m –

## EU32i

EU32iU

- Greater fuel efficiency via Built-in Fuel-Injection & Eco-Throttle
- World's Lightest 3KVA Class Generator at 26.5kg
- Bluetooth® connectivity providing intuitive control from the Honda My Generator app
- Commercial quality



4 Year  
Warranty\*



3200W  
Max Output



8.5 Operating  
Hours°



Inverter  
Technology





## SUPER QUIET GENERATORS

# SPECIFICATION CHART AND ACCESSORIES

| MODEL  | EU10i                                | EU22i                                  | EU30is                                | EU32i                                  | EU70is                                |
|--|--------------------------------------|--|---------------------------------------|--|---------------------------------------|
| Full Model Code  | EU10iT1U4                            | EU22iTU4                               | EU30iS1U4                             | EU32IU                                 | EU70iSUT4                             |
| Engine   | GXH50T                               | GXR120                                 | GX200                                 | GX130                                  | GX390                                 |
| Fuel Tank Capacity                                     | 2.1 Litres                           | 3.6 Litres                             | 13 Litres                             | 4.7 Litres                             | 19.2 Litres                           |
| Continuous Operating Hours                             | 3.0 hr @ rated load<br>7 hr @ ¼ load | 3.2 hr @ rated load<br>7.5 hr @ ¼ load | 6.9 hr @ rated load<br>17 hr @ ¼ load | 3.3 hr @ rated load<br>8.5 hr @ ¼ load | 6.2 hr @ rated load<br>16 hr @ ¼ load |
| LwA Sound Power (at 4m)**                              | LwA 87dB(A)                          | 89dB(A)                                | LwA 91dB(A)                           | LwA 91dB(A)                            | LwA 90dB(A)**                         |
| GENERATOR  |                                      |  |                                       |  |                                       |
| Max. AC Output (power factor 1.0)                      | 1000VA                               | 2200VA                                 | 3000VA                                | 3200VA                                 | 7000VA                                |
| Rated AC Output  | 900VA                                | 1800VA                                 | 2800VA                                | 2600VA                                 | 5500VA                                |
| DC Rated Output for Charging Automotive Batteries Only | 8A                                   | 8.3A                                   | 12A                                   | •                                      | •                                     |
| DIMENSIONS   |                                      |  |                                       |  |                                       |
| LxWxH (mm)   | 451 x 242 x 379                      | 511 x 290 x 425                        | 658 x 447 x 558                       | 571 x 306 x 452                        | 848 x 700 x 721                       |
| Dry Weight   | 13kg                                 | 21kg                                   | 59kg (w/battery)                      | 26.5kg (w/battery)                     | 118kg (w/battery)                     |
| FEATURES   |                                      |  |                                       |  |                                       |
| Electric Starter                                       | No                                   | No                                     | Yes                                   | No                                     | Yes                                   |
| Voltage Regulation                                     | Inverter                             | Inverter                               | Inverter                              | Inverter                               | Inverter                              |
| Voltmeter  | No                                   | No                                     | No                                    | No                                     | Yes                                   |
| AC Circuit Protector                                   | Yes                                  | Yes                                    | Yes                                   | Yes                                    | Yes                                   |
| DC Circuit Protector                                   | Yes                                  | Yes                                    | Yes                                   | No                                     | Yes                                   |
| Pilot Lamp   | Yes                                  | Yes                                    | Yes                                   | Yes                                    | Yes                                   |
| Fuel Gauge   | No                                   | No                                     | Yes                                   | Yes                                    | Yes                                   |
| Oil Alert  | Yes                                  | Yes                                    | Yes                                   | Yes                                    | Yes                                   |
| Auto Throttle  | Eco-Throttle                         | Eco-Throttle                           | Eco-Throttle                          | Eco-Throttle                           | Eco-Throttle                          |
| Auto Choke   | No                                   | No                                     | No                                    | Fuel Injected                          | Fuel Injected                         |
| Large Capacity Air Cleaner                             | Yes                                  | Yes                                    | Yes                                   | Yes                                    | Yes                                   |
| Large Capacity Fuel Tank                               | Yes                                  | Yes                                    | Yes                                   | Yes                                    | Yes                                   |
| Large Capacity Muffler                                 | Yes                                  | Yes                                    | Yes                                   | Yes                                    | Yes                                   |
| 4 Year Domestic Warranty*                              | Yes                                  | Yes                                    | Yes                                   | Yes                                    | Yes                                   |
| Bluetooth/Smart Phone Connectivity                     | No                                   | No                                     | No                                    | Yes                                    | No                                    |

### OPERATING NOISE LEVEL CALCULATION

\*\*LwA refers to sound power level and is measured at rated load, which is standardised by EU noise regulation. It is measured from 6 directions by a microphone placed 4 metres from the product in a closed anechoic room. This room is not affected by environmental conditions. \*4 Year warranty applies to domestic use and does not apply to engines sold as separate units.

°With Eco-Throttle switched on when rated at ¼ output. Usage applications are recommendations only.

## GENUINE HONDA PARTS AND ACCESSORIES

### GENERATOR MAT



Designed to fit the EU10i, EU22i and EU32i. Protects your generator from sucking up dust or sand while providing a stable non-slip platform.

Part no:  
L08GNMAT01

### HONDA SECURITY CABLE



1500 x 10 mm diameter cable, providing increasing cutting resistance with a protective polyurethane coat. This security cable is a great way of protecting your investment.

Part no:  
L210820

### PARALLEL LINK UP KIT



MAX: 15 amp output. Link up two generators for double the power output. Only same models can be linked.

Part no:  
32360ZC3000L  
(EU10i, EU22i, EU30iS, EU32i)

### PROTECTIVE COVERS



Protect your investment.

Part no's:  
L08GC001R10 (EU10i)  
L08GC001R20 (EU22i)  
L08GC001R30 (EU30is)

### GENERATOR SERVICE KIT



Genuine Honda Service Kit for your Honda.

Part no's:  
06211KIT002 (EU10i)  
06211KIT003 (EU22i)

# HONDA INNOVATION



## ABSOLUTE POWER

The flagship for performance and fuel economy, the high horsepower range incorporates Honda's revolutionary Boosted Low Speed Torque (BLAST™) technology and Lean Burn Control (ECOMO) to deliver powerful acceleration together with outstanding fuel economy during cruising.

The same Variable Valve Timing and Lift Electronic Control (VTEC) technology used in Honda F1 cars is also found inside the BF150, BF225 and BF250.



## LEGENDARY F1 AND MOTOR RACING PEDIGREE

Innovations such as the VTEC™ system (optimising power and efficiency at all engine speeds) were borne out of Honda F1 technology. A challenging spirit and never-ending passion for racing fuels the development of technologies found in every Honda product.



## POWERED BY WORLD CLASS RESEARCH AND DEVELOPMENT

Global state-of-the-art R&D facilities are dedicated to researching, designing and developing cutting-edge products. Honda continues to challenge the way the world thinks by looking to the future through technology and innovation.



## ONLY GENUINE PARTS AND ACCESSORIES

Every engine has been manufactured to uphold Honda's strict quality standards. So the purchase of a Honda is an investment in a product that's made to last. This ensures that when it comes to repairs or replacement, genuine parts will keep it functioning at the optimum performance level that's expected.



## ADVANCED 4 STROKE TECHNOLOGY

STRONGER | CLEANER | QUIETER | STARTS-FIRST-TIME  
4 YEAR WARRANTY\*

### INNOVATIVE SIDE-BY-SIDE VEHICLE TECHNOLOGY

Developed to suit the unique farming conditions in Australia, Honda is leading the way in Side-by-Side vehicle technology. Creating high demand for powerful and refined engineering that can't be matched.

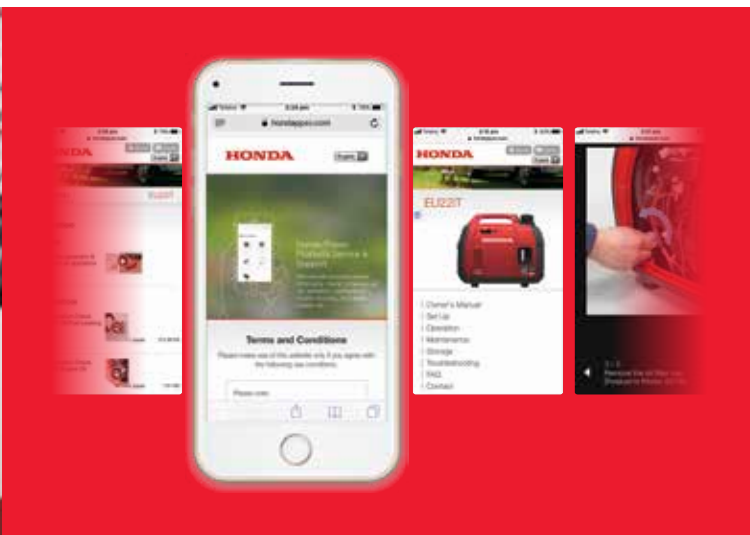
### ADVANCED 4-STROKE TECHNOLOGY

Honda has always been dedicated to developing human and environmentally friendly engines of the highest quality. It's why the company has been focused on 4-Stroke technology for over five decades.



### A DEDICATED NATION-WIDE DEALER NETWORK

All of our dealers share the same level of commitment to the Honda brand as they do their relationship with customers. When it comes to sales, service and parts, you can always rely on a Honda Power Equipment specialist for knowledge and advice.



### HONDA POWER PRODUCTS, SERVICE AND SUPPORT

Get service information for your power products, setup, operation, maintenance and more. Best of all, it's absolutely free.

Scan the QR code or visit  
[www.hppsv.com/AUS](http://www.hppsv.com/AUS)



# AUTHORISED HONDA DEALERS

OUR NATIONAL DEALER NETWORK PROVIDES THE BEST ADVICE AND AFTERSALES SERVICE.

## SALES

Dealers participate in Honda's factory training, covering: sales, products and the exclusive Honda Certified Technician (HCT) training program. You can trust their valuable advice and experience to help you choose the product that's just right for you and your needs.

## SERVICE

The technicians at our authorised dealers perform a full pre-delivery inspection (PDI) on every Honda machine. They also offer the highest levels of aftersales service to keep your product in peak condition. Of course, you can be assured that they'll only use genuine Honda parts and accessories. We also provide industry-leading training to technicians across Australia through the Honda Certified Technician (HCT) program. This ensures that they will service and repair your Honda to the highest – and safest – standards.

## EXPERTISE

Our Authorised Dealers are true experts in their field, with years of experience under their belt. In fact, their knowledge and experience plays an important role in making sure that our Research and Development team receives frequent customer feedback, so we can ensure that new and improved Honda models continue to meet your future needs.



STRONGER | CLEANER | QUIETER | STARTS-FIRST-TIME  
4 YEAR WARRANTY\*

Disclaimer: All prices listed include GST and are recommended retail prices only, there is no obligation to comply with the recommendation. Not all products listed in the brochure are available from every Authorised Power Equipment Dealership. Honda MPE reserves the right to change specifications and price at any time. \*4 Year warranty applies to domestic use and does not apply to engines sold as separate units. For full Terms and Conditions, go to: [www.honda.com.au](http://www.honda.com.au) or visit an authorised Honda Power Equipment Dealership. †2 Year warranty applies to domestic use of HRS, HRN and HRX models only.

**VISIT [HONDA.COM.AU](http://HONDA.COM.AU) OR JOIN THE CONVERSATION**



**YOUR LOCAL AUTHORISED HONDA DEALER:**