

HONDA



LAWN & GARDEN RANGE
2024-2025

**No backyard
bothers a Honda**



HONDA

Introducing Honda's
**36V DOMESTIC
BATTERY RANGE**



DOMESTIC BATTERY RANGE

The superior brushless motor provides longer run-time, exceptional power and is lightweight for optimal comfort and control. That means you can mow, edge, trim and blow with same power, performance, durability and reliability you'd expect from Honda.

HHT36BxB LAWN TRIMMER



- New superior brushless motor
- Powerful and lightweight
- 2 Year Warranty†
- Intelligent auto-release for stall free operation
- High cutting speed and electronic speed control
- Compatible with 2Ah, 4Ah and 6Ah Honda Battery Range



HHH36BxB HEDGE TRIMMER



- New superior brushless motor
- Powerful and lightweight
- 2 Year Warranty†
- Intelligent auto-release for stall free operation
- High cutting speed and electronic speed control
- Compatible with 2Ah, 4Ah and 6Ah Honda Battery Range



HHB36BxB BLOWER



- New superior brushless motor
- Powerful and lightweight
- 2 Year Warranty†
- Performance range of 100 to 210km/h
- Built-in axial fan
- Round nozzle for fast moving bulk leaves or grass
- Max Air Volume 780m³/h with 210km/h max Air Flow Speed
- Longer motor runtime
- Compatible with 2Ah, 4Ah and 6Ah Honda Battery Range



HHC36BxB CHAINSAW



- New superior brushless motor
- Powerful and lightweight
- 2 Year Warranty†
- Intelligent auto-release for stall free operation
- Automatic oiling and tool free chain adjustment
- 14m/s chain speed with electronic speed control
- Compatible with 2Ah, 4Ah and 6Ah Honda Battery Range



TAKE CHARGE IN THE GARDEN



36V 8A FAST BATTERY CHARGER

CV3680XA

BATTERY	FULL CHARGE TIME
2Ah	25 Minutes
4Ah	35 Minutes
6Ah	55 Minutes

(Approximate times depending on use and conditions)



36V 2A BATTERY CHARGER

CV3620XA

BATTERY	FULL CHARGE TIME
2Ah	65 Minutes
4Ah	125 Minutes
6Ah	185 Minutes

(Approximate times depending on use and conditions)

BATTERY SPECIFICATIONS


BATTERY	WEIGHT	CELL CONFIGURATION	MAXIMUM OUTPUT
2Ah	720g	1P 10 Cells	22 Amps
4Ah	1.3Kg	2P 20 Cells	24 Amps
6Ah	1.3Kg	2P 20 Cells	24 Amps

COMPATIBILITY

BATTERY	MODELS							
2Ah	HHT36BXB	HHH36BXB	HHB36BXB					
4Ah	HRG416 Mower	HHT36BXB	HHT36AXB,	HHH36BXB	HHH36AXB	HHB36BXB	HHB36BXB	
6Ah	HRG416 Mower	HRG466 Mower	HHT36BXB	HHT36AXB	HHH36BXB	HHH36AXB	HHB36BXB	HHB36AXB

GEN1 HHT36, HHH36, HHB36 While stocks last.

ONE CHARGER, THREE BATTERY OPTIONS



Honda Chargers

- 36V 2A CV3620XA
- 36V 8A Fast & Smart CV3680XA

Honda Batteries

- 36V 2Ah DP3620XA | 720g, Small garden
- 36V 4Ah DP3640XA | 1.3kg, Medium garden
- 36V 6Ah DP3660XA | 1.3kg, Large garden

COMMERCIAL BATTERY RANGE



Introducing a range of premium battery power equipment with all the quality, performance and durability you expect from Honda. Recommended for professionals and incredibly easy to use, the Honda Battery range requires very little maintenance and no fuel.



HHB36 BLOWER

- Powerful brushless motor
- Contractor Quality
- Powerful & Superior Air Volume 730-860m³/h (nozzle dependent)
- Interchangeable flat and round nozzles included for advanced versatility
- Weight assisting belt included for optimum handling
- Compatible with 2Ah, 4Ah, and 6Ah Honda battery range



68m/s[~]
max wind
speed



Battery
powered



2 Year
warranty[‡]



HHT36 BRUSHCUTTER

- Powerful brushless motor
- Contractor Quality
- Low vibration
- Stall Free Operation with its intelligent auto release
- Ergonomically designed bike handle for comfort and reduced fatigue
- Fully adjustable harness and 3-tooth blade and line head included
- Compatible with 2Ah, 4Ah, and 6Ah Honda battery range



Low
Noise level
93dBA



Battery
powered



2 Year
warranty[‡]



HHH36 HEDGE CUTTER

- Powerful brushless motor
- Contractor Quality
- Low vibration
- 600mm Swiss Steel cutting blades
- Stall Free Operation with its intelligent auto release
- 3-way adjustable rear handle
- Compatible with 2Ah, 4Ah, and 6Ah Honda battery range



Battery
powered



2 Year
warranty[‡]

[~]Using a flat nozzle. [‡]2 Year warranty applies to domestic use and does not apply to engines sold as separate units. For full Terms and Conditions, go to powerequipment.honda.com.au/owners/warranty or visit an authorised Honda Power Equipment Dealership.

USE THE SAME BATTERY FOR EVERY PRODUCT YOU OWN

UNIVERSAL BATTERY SYSTEM

This Honda range is powered by Honda's Universal Battery System. Simple and convenient to use, a single lithium-ion battery is paired with a single charger to work across the entire range. There's no need for different batteries for each product you own. Three battery sizes are available to you - 2Ah, 4Ah and 6Ah.

THERMO-SMART TECHNOLOGY

Quality and performance are assured with Honda Thermo-Smart, a class-leading technology that keeps the battery cool, even in demanding conditions and over long periods of use.

36V 8A FAST BATTERY CHARGER

BATTERY	FULL CHARGE TIME
2Ah	25 Minutes
4Ah	35 Minutes
6Ah	55 Minutes

(Approximate times depending on use and conditions)

ONE CHARGER, THREE BATTERY OPTIONS



Honda Chargers

- 36V 2A CV3620XA
- 36V 8A Fast & Smart CV3680XA

Honda Batteries

- 36V 2Ah DP3620XA | 720g, Small garden
- 36V 4Ah DP3640XA | 1.3kg, Medium garden
- 36V 6Ah DP3660XA | 1.3kg, Large garden



HRG466 XB BATTERY SELF-PROPELLED MOWER

- Versamow™ selective mulching function
- Easy start push button
- Six cutting height positions
- 46cm (18") pressed steel, powder coated deck
- Powerful 1.8kW brushless motor
- Compatible with 2Ah, 4Ah, and 6Ah* Honda battery range

HRG416 XB BATTERY PUSH MOWER

- Easy start push button
- Six cutting height positions
- 41cm (16") pressed steel, powder coated deck
- Powerful 1.0kW brushless motor
- Compatible with 2Ah, 4Ah, and 6Ah* Honda battery range

IZY-ON™

Honda's New Generation of IZY-ON™ battery lawnmowers boasts optimum performance for that Honda finish while running quietly with powerful and uncompromised cutting performance.



Battery powered



2 Year Warranty†

Here's what you need to know about the Honda battery range:

- You can work with less noise
- There's no need to refuel so you can work with fewer breaks
- All tools in the range are powered by our Honda Universal Battery System
- The battery delivers sustained power throughout the duration of its charge
- With a fast charge time, you never need to stop for long
- The entire range is designed for use in all weather conditions‡

†2 Year warranty applies to domestic use and does not apply to engines sold as separate units. For full Terms and Conditions, go to powerequipment.honda.com.au/owners/warranty or visit an authorised Honda Power Equipment Dealership.
‡For optimum battery performance, 6Ah batteries are recommended for the HRG416 and HRG466.

PREMIUM DOMESTIC MOWERS



HRU19 BUFFALO PREMIUM

Push Mower

Engine Brake

Medium Lawn

HRU19M2PKUH



- GCV170 4-Stroke Engine
- Mulching function
- Height adjust control
- Improved bagging performance with wide open discharge
- Improved engine brake lever for comfort



Medium Lawn



19" Cutter Deck



54 Litre Catcher



Mow-Safe Technology



Swing Back Blade



4 Year Warranty*

HRN216PKU

Push Mower

Engine Brake

Medium-Large Lawn

HRN216PKUA



- GCV170 4-Stroke Engine
- Low noise and vibration
- Easy to start and re-start
- Starts first time, every time



Medium to Large Lawn



21" Cutter Deck



Large 66 Litre Catcher



Mow-Safe Technology



Mulching Function



2 Year Warranty†

HRN216VKU

Self-Propelled

Engine Brake

Medium-Large Lawn

HRN216VKUA



- GCV170 4-Stroke Engine
- Low noise and vibration
- Easy to start and re-start
- Starts first time, every time



Medium to Large Lawn



21" Cutter Deck



Large 66 Litre Catcher



Mow-Safe Technology



Mulching Function



2 Year Warranty†

†2 Year warranty applies to domestic use and does not apply to engines sold as separate units. For full Terms and Conditions, go to powerequipment.honda.com.au/owners/warranty or visit an authorised Honda Power Equipment Dealership.
*4 Year warranty applies to domestic use and does not apply to engines sold as separate units. For full Terms and Conditions, go to powerequipment.honda.com.au/owners/warranty or visit an authorised Honda Power Equipment Dealership.

HRX217HYU

Self-Propelled

Blade Brake

Medium-Large Lawn

HRX217K6HYUA

- GCV200 4-Stroke Engine
- MicroCut® Twin Blades
- 4-in-1 Versamow System™ with Clip Director®
- NeXite® Deck
- Hydrostatic Cruise Control



Medium to Large Lawn



21" Cutter Deck



Large 88 Litre Catcher



Mow-Safe Technology



Blade Bar



2 Year Warranty†



HRN216VYU

Self-Propelled

Blade Brake

Medium-Large Lawn

HRN216VYUA



- GCV170 4-Stroke Engine
- Low noise and vibration
- Easy to start and re-start
- Starts first time, every time
- Throttle control



Medium to Large Lawn



21" Cutter Deck



Large 66 Litre Catcher



Mow-Safe Technology



Mulching Function



2 Year Warranty†

HRX217HZU

Self-Propelled

Blade Brake

Medium-Large Lawn

HRX217K6HZUA



- GCV200 4-Stroke Engine
- MicroCut® Twin Blades
- 4-in-1 Versamow System™ with Clip Director®
- NeXite® Deck
- Hydrostatic Cruise Control
- Self-charging electric start



Medium to Large Lawn



21" Cutter Deck



Large 88 Litre Catcher



Mow-Safe Technology



Bar Blade



2 Year Warranty†

GENUINE HONDA PARTS AND ACCESSORIES

HONDA EARMUFFS

Part No. L08EM006R

Padded adjustable headband.



HONDA OIL

1L L1002P08001

4L L1002P08006

Recommended for use in all Honda Power Equipment products.



HONDA AIR FILTERS

Genuine Honda Air Filters available at all authorised Honda Power Equipment Dealerships.



†2 Year warranty applies to domestic use and does not apply to engines sold as separate units. For full Terms and Conditions, go to powerequipment.honda.com.au/owners/warranty or visit an authorised Honda Power Equipment Dealership.

PREMIUM DOMESTIC MOWERS.



HRG466PKU

Push Mower

Engine Brake

Small-Medium Lawn

HRG466C1PKUH

- New GCV145 4-Stroke Engine
- Engine Brake technology
- Front & rear height adjust control
- Easy to start and re-start
- Starts first time, every time



Small to
Medium Lawn



18" Cutter
Deck



50 Litre
Catcher



Mow-Safe
Technology



Bar
Blade



2 Year
Warranty†

HRG466SKU

Self-Propelled

Engine Brake

Small-Medium Lawn

HRG466C1SKUP

- New GCV145 4-Stroke Engine
- Engine Brake technology
- Mulching function
- Front & rear height adjust control
- Easy to start and re-start
- Starts first time, every time



Small to
Medium Lawn



18" Cutter
Deck



50 Litre
Catcher



Mow-Safe
Technology



Bar
Blade



2 Year
Warranty†

MOWER FEATURES



NEXITE® DECK

Extremely tough polymer material that will never rust, resists corrosion and abrasion and is super strong. HRX models only.



4-IN-1 VERSAMOW SYSTEM™ WITH CLIP DIRECTOR®

Honda's revolutionary Versamow System™ allows you to mulch, bag, discharge and shred leaves – or even a combination of mulching and bagging! Just slide the convenient Clip Director® knob to choose how much grass is bagged or mulched. No tools or costly attachments needed. HRX models only.



STEEL DECK

Rugged, durable steel deck is designed for long life. HRS and HRN models only.



3-IN-1 SYSTEM WITH CLIP DIRECTOR®

Slide the Clip Director® to switch from mulching to bagging or discharge with just one touch. No need for a mulch plug or other attachments. HRN models only.




EASY FOLD HANDLE

Easily adjust the handle to different comfortable mowing positions, or fold over for storage. HRS, HRN and HRX models only.



MICROCUT® TWIN BLADE SYSTEM

Honda's exclusive MicroCut® Twin Blade System uses four cutting surfaces that result in ultra fine clippings for superior mulching and up to 30% more clippings per bag. HRN and HRX models only.




MOW-SAFE ENGINE BRAKE

A safety feature that stops the blades and engine within 3 seconds upon release of the handle.



SMART DRIVE

Easily adjust the mower's speed to your pace by rotating the control. Five position adjustable control for comfort. Variable speed from 0-6.5km/h. HRN216VKU and HRN216VYU models only.



MOW-SAFE BLADE BRAKE

A safety feature that stops the blades within 3 seconds upon release of the handle, while the engine continues to run.



HYDROSTATIC CRUISE CONTROL

Honda's Hydrostatic Cruise Control allows precise speed control that's fully adjustable from 0-6.5km/h. HRX models only.

COMMERCIAL MOWERS



 CONTRACTORS CHOICE

HRU216 BUFFALO PRO

Self-Propelled

Blade Brake

Large Lawn

HRU216M3TBUH

- GXV160 4-Stroke Engine
- Improved mulching function
- 70 Litre catcher with Dacron dust deflector
- 3-speed shaft driven mechanical gearbox



Large Lawn



21" Cutter Deck



Large 70 Litre Catcher



Mow-Safe Technology



Swing Blade



4 Year Warranty*

HRU196 BUFFALO PRO

Push Mower







Engine Brake

Medium-Large Lawn

HRU196M2PWUH



- GXV160 4-Stroke Engine
- Improved mulching function
- Wide open discharge

					
Medium to Large Lawn	19" Cutter Deck	Large 54 Litre Catcher	Mow-Safe Technology	Swing Back Blade	4 Year Warranty*

HRU196 BUFFALO PRO

Push Mower







Blade Brake

Medium-Large Lawn

HRU196M2PBUH



- GXV160 4-Stroke Engine
- Improved mulching function
- Wide open discharge

					
Medium to Large Lawn	19" Cutter Deck	Large 54 Litre Catcher	Mow-Safe Technology	Swing Back Blade	4 Year Warranty*



HRU MOWER RANGE ASSEMBLED IN AUSTRALIA

Honda goes to extraordinary lengths to ensure best-in-market quality.

We begin with the highest quality components, with each part individually inspected before entering the production line. We then build each mower, part by part, to Australian industry standards at every stage. This exacting process involves multiple quality checks during and after production, including test-firing, to check ease of starting and the quietness of Honda's legendary 4-Stroke engines.

*4 Year warranty applies to domestic use and does not apply to engines sold as separate units. For full Terms and Conditions, go to powerequipment.honda.com.au/owners/warranty or visit an authorised Honda Power Equipment Dealership.

LAWN MOWER SPECIFICATIONS

PREMIUM DOMESTIC RANGE					
Product Code	HRG466PKU	HRG466SKU	HRU19M2	HRN216PKU	HRN216VKU
	PUSH MOWER HRG466C1PKUH	SELF PROPELLED HRG466C1SKUP	PUSH MOWER HRU19M2PKUH	PUSH MOWER HRN216PKUA	SELF PROPELLED HRN216VKUA
MOW-SAFE TECHNOLOGY	ENGINE BRAKE	ENGINE BRAKE	ENGINE BRAKE	ENGINE BRAKE	ENGINE BRAKE
Engine	GCV145	GCV145	GCV170	GCV170	GCV170
Engine Spec	OHV	OHV	OHV	OHV	OHV
Auto Choke	Yes	Yes	Yes	Yes	Yes
Chassis	Solid Steel	Solid Steel	Cast Aluminium	Solid Steel	Solid Steel
Cutting Width	18" (460mm)	18" (460mm)	19" (470mm)	21" (530mm)	21" (530mm)
Cutting Height Adjustment	Front & Rear	Front & Rear	1 Lever	Front & Rear	Front & Rear
Cutting Height Range	6 Stages 20-74mm	6 Stages 20-74mm	11 Stages 16-80mm	7 Stages 27-100mm	7 Stages 27-100mm
Self Propelled	No	Yes	No	No	Yes
Speeds	Push	Single Speed	Push	Push	Variable
Wheel Diameter (mm)	Front 178mm Rear 212mm	Front 178mm Rear 212mm	200	200	200
Catcher Capacity	50 Litres	50 Litres	54 Litres	66 Litres	66 Litres
Fuel Type	Unleaded	Unleaded	Unleaded	Unleaded	Unleaded
Fuel Tank Capacity	0.91 Litres	0.91 Litres	0.91 Litres	0.91 Litres	0.91 Litres
Mulching Capability	No	Yes	Yes	Yes	Yes
Rear Discharge Capability	Yes	Yes	No	Yes	Yes
Wash Port	No	No	Yes	No	No
Blade Type	Bar Blade	Bar Blade	Swing Back Blade	Bar Blade	Bar Blade

			COMMERCIAL RANGE		
HRN216VYU	HRX217HYU	HRX217HZU	HRU196 BUFFALO PRO	HRU196 BUFFALO PRO	HRU216 BUFFALO PRO
SELF PROPELLED HRN216VYUA	SELF PROPELLED HRX217K6HYUA	ELECTRIC START HRX217K6HZUA	PUSH MOWER HRU196M2PWUH	PUSH MOWER HRU196M2PBUH	SELF PROPELLED HRU216M3TBUH
BLADE BRAKE	BLADE BRAKE	BLADE BRAKE	ENGINE BRAKE	BLADE BRAKE	BLADE BRAKE
GCV170	GCV200	GCV200	GXV160	GXV160	GXV160
OHV	OHV	OHV	OHV with Cast-Iron Bore	OHV with Cast-Iron Bore	OHV with Cast-Iron Bore
Yes	Yes	Yes	Manual	Manual	Manual
Solid Steel	NeXite®	NeXite®	Cast Aluminium	Cast Aluminium	Cast Aluminium
21" (530mm)	21" (530mm)	21" (530mm)	19" (470mm)	19" (470mm)	21" (530mm)
Front & Rear	4 Wheels	4 Wheels	1 Lever	1 Lever	1 Lever
7 Stages 27-100mm	7 Stages 19-100mm	7 Stages 19-100mm	11 Stages 16-80mm	11 Stages 16-80mm	11 Stages 16-76mm
Yes	Yes	Yes	No	No	Yes
Variable	Variable	Variable	Push	Push	3 Speed
200	230	230	200	200	200
66 Litres	88 Litres	88 Litres	54 Litres	54 Litres	70 Litres
Unleaded	Unleaded	Unleaded	Unleaded	Unleaded	Unleaded
0.91 Litres	0.91 Litres	0.91 Litres	1.4 Litres	1.4 Litres	1.4 Litres
Yes	Yes	Yes	Yes	Yes	Yes
Yes	Yes	Yes	No	No	Yes
No	No	No	Yes	Yes	Yes
Bar Blade	Bar Blade	Bar Blade	Swing Back Blade	Swing Back Blade	Swing Back Blade

HANDHELD RANGE



LINE TRIMMER

UMS425 BENT SHAFT LINE TRIMMER 4-STROKE

UMS425UDLTU2

- Easy-to-use 'tap and go' nylon line head
- Includes safety goggles
- Easy Start



360°
Operation



GX25cc
Engine



No Fuel
Mixing



4 Year
Warranty*

CONTRACTORS CHOICE



CONTRACTOR QUALITY

UMK450 BIKE HANDLE BRUSHCUTTER 4-STROKE

UMK450TU3UT

- Safety goggles and full operator harness included
- 3-tooth cutter blade (bump head optional)
- Ergonomic Bike Handle
- Commercial 2HP GX50 4-Stroke Engine



360°
Operation



GX50cc
Engine



No Fuel
Mixing



4 Year
Warranty*



 **CONTRACTOR QUALITY**

UMK425
LOOP HANDLE
BRUSHCUTTER
4-STROKE

UMK425ULTUT

- Optional blade kit available
- Safety goggles and single operator harness included
- Anti-vibration engine mount
- Easy-to-use 'tap and go' nylon line head



360°
Operation



GX25cc
Engine



No Fuel
Mixing



4 Year
Warranty*

UMK435
LOOP HANDLE
BRUSHCUTTER
4-STROKE

Same great features as the UMK425 loop handle but with a larger engine capacity.

Includes free 4-tooth blade kit and single operator harness.

 GX35cc Engine



UMK435ULGUT



 **CONTRACTOR QUALITY**

UMK435
BIKE HANDLE
BRUSHCUTTER
4-STROKE

UMK435UUGUT

- Safety goggles and full operator harness included
- Anti-vibration engine mount
- Includes 4-tooth blade kit
- Easy-to-use 'tap and go' nylon line head



360°
Operation



GX35cc
Engine



No Fuel
Mixing



4 Year
Warranty*

UMK425
BIKE HANDLE
BRUSHCUTTER
4-STROKE

Same great features as the UMK435 bike handle but with a smaller engine capacity.

Includes free 4-tooth blade kit and full operator harness.

 GX25cc Engine



UMK425UUGUT

ATTACHMENTS FOR UMK425/UMK435

TRIMMER LINE

Round Trimmer Line

- 2.4x125G L1024UMK125RD
- 2.4x225G L1024UMK225RD

Star Trimmer Line

- 2.4x125G L1024UMK125SR
- 2.4x225G L1024UMK225SR

Silent Trimmer Line

- 2.4x125G L1024UMK125ST
- 2.4x225G L1024UMK225ST



HEDGE TRIMMER ATTACHMENT

Part No. 06260VL6000AU



The hedgetrimmer attachment is purposely designed to attach to Honda's straight shaft (UMK425/UMK435) brushcutter.

PRUNER ATTACHMENT

Part No. 06250VL6000AU



The pruner attachment is designed for trimming and cutting high branches in commercial and domestic applications. It is purposely designed to attach to Honda's straight shaft (UMK425/UMK435) brushcutter.

*4 Year warranty applies to domestic use and does not apply to engines sold as separate units. For full Terms and Conditions, go to powerequipment.honda.com.au/owners/warranty or visit an authorised Honda Power Equipment Dealership.

HANDHELD RANGE



CONTRACTOR QUALITY

HHH25D HEDGECUTTER 4-STROKE

HHH25D75UT

- 2-motion throttle trigger
- Lightweight
- 3-way, adjustable rear handle
- Easy Start
- No Fuel Mixing



360°
Operation



GX25cc
Engine



720mm
Cutting Blade



4 Year
Warranty*



CONTRACTOR QUALITY

HHB25 BLOWER 4-STROKE

HHB25UT

- Unique anti-suction fan cover
- Quiet operation
- Easy Start
- No Fuel Mixing
- Air Volume 630m³/h



360°
Operation



GX25cc
Engine



252km/h
Wind Velocity



4 Year
Warranty*



TILLER RANGE



FG110 FG110K1UT 4-STROKE

- Fold over handles for convenience
- ↔ Tilling Width 230mm
- ↑↓ Tilling Depth 203mm
- ⚙️ GX25cc Engine
- 🛡️ 4 Year Warranty*

FG110 OPTIONAL ACCESSORIES



Aerator
06727V25000



Edger
06728V25000



Heavy-Duty Digging Tines
06726V25010



De-Thatcher
06720V25000

F220 F220UT4 4-STROKE

- Multi-step adjustable handles
- ↔ Tilling Width 545mm
- ↑↓ Tilling Depth 280mm
- ⚙️ GXV57 Engine
- 🛡️ 4 Year Warranty*



F501 F501K8UH 4-STROKE

- 2 forward gears and 1 reverse
- ↔ Tilling Width 914mm
- ↑↓ Tilling Depth 280mm
- ⚙️ GX160 Engine
- 🛡️ 4 Year Warranty*



FR750 FR750K3U1 4-STROKE

- 2 forward gears and 1 reverse
- Diff Lock Option - Improves traction
- ↔ Tilling Width 600mm
- ↑↓ Tilling Depth 120mm
- ⚙️ GX200 Engine
- 🛡️ 4 Year Warranty*



Counter Rotating Tines



FRC800 FRC800K1U1 4-STROKE

- 3 forward gears and 1 reverse
- ↔ Tilling Width 500mm
- ↑↓ Tilling Depth 100mm
- ⚙️ GX240 Engine
- 🛡️ 4 Year Warranty*



*4 Year warranty applies to domestic use and does not apply to engines sold as separate units. For full Terms and Conditions, go to powerequipment.honda.com.au/owners/warranty or visit an authorised Honda Power Equipment Dealership.



1 SELECT POWERHEAD

UMC425 POWERHEAD

UMC425ULAUT

UMC435 AVAILABLE WITH GX35CC ENGINE

UMC435ULAUT



360°
Operation



GX25cc
Engine



Contractor
Quality



No Fuel
Mixing



4 Year
Warranty*

*4 Year warranty applies to domestic use and does not apply to engines sold as separate units. For full Terms and Conditions, go to powerequipment.honda.com.au/owners/warranty or visit an authorised Honda Power Equipment Dealership.

2 SELECT ATTACHMENTS

BRUSHCUTTER SSBCU

- Designed for cutting and clearing, making lawn maintenance easy
- Ergonomically designed easy-grip loop handle
- Durable 'tap and go' nylon head



HEDGE TRIMMER (SHORT SHAFT) SSHHSU

- A lighter, more compact version of the Hedgetrimmer (Long Shaft)
- Perfect for the domestic operator
- Features a 550mm double-sided blade with a 90mm shaft length



HEDGE TRIMMER (LONG SHAFT) SSHFL

- 540mm double-sided blade
- Adjustable joint allows for left and right pivot
- New fold-over design for easier storage
- Includes anti-snapping guard





BLOWER SSBLU

- One of the most compact and lightweight blower attachments available
- Easily keeps garden paths, driveways, lawns and verandas free of leaves and debris



EXTENSION POLE SSESLU

- Lightweight extension pole allows for more reach with an extra 1085mm length
- Suitable for the Pruner and Hedgetrimmer (Short Shaft) attachments



PRUNER SSPPU

- Designed for trimming, pruning and cutting high branches
- Features a 12" bar length with a 3/8" Oregon saw chain
- Suitable for domestic and commercial settings
- Overall Pruner Length 1065mm



EDGER SSETU

- The perfect tool to keep unsightly weeds and grass from popping up
- Easy-to-use adjustable height mechanism



CULTIVATOR SSCLU

- Makes tilling, aerating and cultivating of soil easy
- 170mm width makes the cultivation of garden beds and lawns simple and stress-free



BRUSH SSBR

- Max sweep width of 600mm
- Nylon bristles
- Includes debris shield
- Weight: 6.3kg



VOLUME, TRASH AND HIGH PRESSURE PUMPS

VOLUME PUMPS



WX10
WX10TU
4-STROKE

- Economical 1" volume pump
- Maximum total head 37m
- Maximum suction head 8m
- Delivers 120L/min capacity
- Lightweight 6.1kg



WX15
WX15TU
4-STROKE

- Economical 1.5" volume pump
- Maximum total head 37m
- Maximum suction head 8m
- Delivers 280L/min capacity
- Lightweight 9kg



WB20
WB20XT4DRXU
4-STROKE

- Portable 2" volume pump
- Maximum total head 32m
- Maximum suction head 7.5m
- Delivers 620L/min capacity



WB30
WB30XT3DRXU
4-STROKE

- Portable 3" volume pump
- Maximum total head 23m
- Maximum suction head 7.5m
- Delivers 1100L/min capacity

HIGH PRESSURE PUMPS



WH15XT
WH15XT2UX
4-STROKE

- Portable 1.5" high pressure pump
- Maximum total head 40m
- Maximum suction head 8m
- Delivers 370L/min capacity



WH20XT
WH20XTUX / WH20XTUFX
4-STROKE

- Portable 2" high pressure pump
- Maximum total head 45m
- Maximum suction head 8m
- Delivers 450L/min capacity

TRASH PUMPS



WT20
WT20XK4UD4
4-STROKE

- Portable 2" trash pump
- Maximum total head 30m
- Maximum suction head 8m
- Delivers 710L/min capacity



WT30
WT30XK4UD4
4-STROKE

- Portable 3" trash pump
- Maximum total head 27m
- Maximum suction head 8m
- Delivers a massive 1210L/min capacity

ENGINES



GX MINI
4-STROKE

- 25cc, 35cc & 50cc models available
- Fully inclinable OHC engine
- 360° operation



GCV SERIES

- 145cc, 170cc & 200cc models
- Vertical shaft engines
- OHV domestic engine



GX SERIES

- More than 70 model variants to choose from
- Horizontal shaft
- OHV commercial engine



GXV SERIES

- Three different horsepower models available
- Vertical shaft engines
- OHV commercial engine



GX V-TWIN SERIES

- New generation V-twins
- Three different horsepower over seven models
- OHV commercial engine



GP SERIES

- 160cc & 200cc
- Perfect for light use and domestic applications

SUPER QUIET GENERATORS

3-STEP PROCESS TO ENSURE YOU GET THE RIGHT GENERATOR

1. WHAT DO YOU WANT TO POWER?

Whether you have a small caravan or something a little more substantial, knowing your appliance ratings is going to help you in the long run. Write a list of all the appliances you want to have running at one time. Then find out the ratings of each appliance. You need to take into account start-up power.

If you are unsure, consult your Authorised Honda Dealer.

2. FACTOR IN START UP POWER

Start-up power is simply the power an appliance needs to begin operating. Appliances that run an electric motor (air conditioners and water pumps) can require 3 times the operating load but this is usually only needed for a very short period. Check the compliance plate on the unit for specifications.

3. PICK THE GENERATOR THAT SUITS YOUR NEEDS

If you look at your list, there's a high chance you're not going to need everything running at once. A kettle draws a lot of power but only runs for a minute or so, it won't hurt to turn off some appliances while the kettle boils. Just make sure you have the essentials covered. Let's say your total running power requirement is 1500W, with a start-up power requirement of 1900W, then the Honda EU22i Generator will be the right fit.



SUPER QUIET GENERATORS



EU10i LEISURE AND COMMERCIAL GENERATOR 4-STROKE EU10iT1U4

- Greater fuel efficiency via Built-in Eco-Throttle
- Engine protected by low oil alert system
- Our lightest inverter generator



EU22i EU22iTU4

- Greater fuel efficiency via Built-in Eco-Throttle
- Engine protected by low oil alert system
- Increased diameter of oil filler for improved draining and catching of oil



EU30is ELECTRIC START 4-STROKE EU30iS1U4

- Greater fuel efficiency via Built-in Eco-Throttle
- Engine protected by low oil alert system
- Hassle-free Key Start



EU70is ELECTRIC START 4-STROKE EU70iSUT4


- Greater fuel efficiency via Built-in Eco-Throttle
- Hassle-free Push Button Electric Start
- Engine protected by low oil alert system



OPTIONAL ACCESSORIES: Lifting kit 06531Z11E00ZA Wired remote control cable: 10m – 32380Z37800ZA 30m – 32380Z37820ZA

EU32i EU32iU

- Greater fuel efficiency via Built-in Fuel-Injection & Eco-Throttle
- World's Lightest 3KVA Class Generator at 26.5kg
- Bluetooth® connectivity providing intuitive control from the Honda My Generator app
- Commercial quality



SUPER QUIET GENERATORS

SPECIFICATION CHART AND ACCESSORIES

MODEL	EU10i	EU22i	EU30is	EU32i	EU70is
Full Model Code	EU10iT1U4	EU22iTU4	EU30iS1U4	EU32IU	EU70iSUT4
Engine	GXH50T	GXR120	GX200	GX130	GX390
Fuel Tank Capacity	2.1 Litres	3.6 Litres	13 Litres	4.7 Litres	19.2 Litres
Continuous Operating Hours	3.0 hr @ rated load 7 hr @ ¼ load	3.2 hr @ rated load 7.5 hr @ ¼ load	6.9 hr @ rated load 17 hr @ ¼ load	3.3 hr @ rated load 8.5 hr @ ¼ load	6.2 hr @ rated load 16 hr @ ¼ load
LwA Sound Power (at 4m)**	LwA 87dB(A)	89dB(A)	LwA 91dB(A)	LwA 91dB(A)	LwA 90dB(A)**
GENERATOR					
Max. AC Output (power factor 1.0)	1000VA	2200VA	3000VA	3200VA	7000VA
Rated AC Output	900VA	1800VA	2800VA	2600VA	5500VA
DC Rated Output for Charging Automotive Batteries Only	8A	8.3A	12A	•	•
DIMENSIONS					
LxWxH (mm)	451 x 242 x 379	511 x 290 x 425	658 x 447 x 558	571 x 306 x 452	848 x 700 x 721
Dry Weight	13kg	21kg	59kg (w/battery)	26.5kg (w/battery)	118kg (w/battery)
FEATURES					
Electric Starter	No	No	Yes	No	Yes
Voltage Regulation	Inverter	Inverter	Inverter	Inverter	Inverter
Voltmeter	No	No	No	No	Yes
AC Circuit Protector	Yes	Yes	Yes	Yes	Yes
DC Circuit Protector	Yes	Yes	Yes	No	Yes
Pilot Lamp	Yes	Yes	Yes	Yes	Yes
Fuel Gauge	No	No	Yes	Yes	Yes
Oil Alert	Yes	Yes	Yes	Yes	Yes
Auto Throttle	Eco-Throttle	Eco-Throttle	Eco-Throttle	Eco-Throttle	Eco-Throttle
Auto Choke	No	No	No	Fuel Injected	Fuel Injected
Large Capacity Air Cleaner	Yes	Yes	Yes	Yes	Yes
Large Capacity Fuel Tank	Yes	Yes	Yes	Yes	Yes
Large Capacity Muffler	Yes	Yes	Yes	Yes	Yes
4 Year Domestic Warranty*	Yes	Yes	Yes	Yes	Yes
Bluetooth/Smart Phone Connectivity	No	No	No	Yes	No

OPERATING NOISE LEVEL CALCULATION

**LwA refers to sound power level and is measured at rated load, which is standardised by EU noise regulation. It is measured from 6 directions by a microphone placed 4 metres from the product in a closed anechoic room. This room is not affected by environmental conditions. *4 Year warranty applies to domestic use and does not apply to engines sold as separate units.

°With Eco-Throttle switched on when rated at ¼ output. Usage applications are recommendations only.

GENUINE HONDA PARTS AND ACCESSORIES

GENERATOR MAT



Designed to fit the EU10i, EU22i and EU32i. Protects your generator from sucking up dust or sand while providing a stable non-slip platform.

Part no:
L08GNMAT01

HONDA SECURITY CABLE



1500 x 10 mm diameter cable, providing increasing cutting resistance with a protective polyurethane coat. This security cable is a great way of protecting your investment.

Part no:
L210820

PARALLEL LINK UP KIT



MAX: 15 amp output. Link up two generators for double the power output. Only same models can be linked.

Part no:
32360ZC3000L
(EU10i, EU22i, EU30is, EU32i)

PROTECTIVE COVERS



Protect your investment.

Part no's:
L08GC001R10 (EU10i)
L08GC001R20 (EU22i)
L08GC001R30 (EU30is)
Part no: L08GC003R32 (EU32i)

GENERATOR SERVICE KIT



Genuine Honda Service Kit for your Honda.

Part no's:
06211KIT002 (EU10i)
06211KIT003 (EU22i)

HONDA INNOVATION



ABSOLUTE POWER

The flagship for performance and fuel economy, the high horsepower range incorporates Honda's revolutionary Boosted Low Speed Torque (BLAST™) technology and Lean Burn Control (ECOMO) to deliver powerful acceleration together with outstanding fuel economy during cruising.

The same Variable Valve Timing and Lift Electronic Control (VTEC) technology used in Honda F1 cars is also found inside the BF150, BF225 and BF250.



LEGENDARY F1 AND MOTOR RACING PEDIGREE

Innovations such as the VTEC™ system (optimising power and efficiency at all engine speeds) were borne out of Honda F1 technology. A challenging spirit and never-ending passion for racing fuels the development of technologies found in every Honda product.



POWERED BY WORLD CLASS RESEARCH AND DEVELOPMENT

Global state-of-the-art R&D facilities are dedicated to researching, designing and developing cutting-edge products. Honda continues to challenge the way the world thinks by looking to the future through technology and innovation.



ONLY GENUINE PARTS AND ACCESSORIES

Every engine has been manufactured to uphold Honda's strict quality standards. So the purchase of a Honda is an investment in a product that's made to last. This ensures that when it comes to repairs or replacement, genuine parts will keep it functioning at the optimum performance level that's expected.

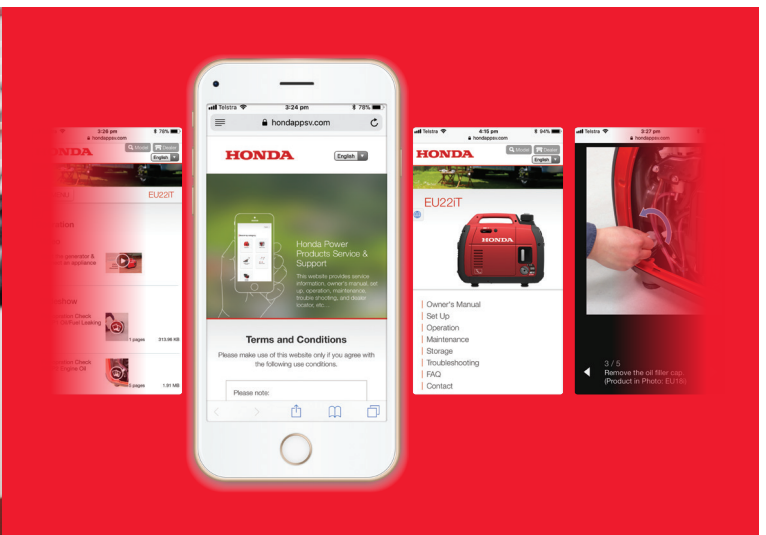


INNOVATIVE SIDE-BY-SIDE VEHICLE TECHNOLOGY

Developed to suit the unique farming conditions in Australia, Honda is leading the way in Side-by-Side vehicle technology. Creating high demand for powerful and refined engineering that can't be matched.

ADVANCED 4-STROKE TECHNOLOGY

Honda has always been dedicated to developing human and environmentally friendly engines of the highest quality. It's why the company has been focused on 4-Stroke technology for over five decades.



A DEDICATED NATION-WIDE DEALER NETWORK

All of our dealers share the same level of commitment to the Honda brand as they do their relationship with customers. When it comes to sales, service and parts, you can always rely on a Honda Power Equipment specialist for knowledge and advice.

HONDA POWER PRODUCTS, SERVICE AND SUPPORT

Get service information for your power products, setup, operation, maintenance and more. Best of all, it's absolutely free.

Scan the QR code or visit www.hppsv.com/AUS



AUTHORISED HONDA DEALERS

OUR NATIONAL DEALER NETWORK PROVIDES THE BEST ADVICE AND AFTERSALES SERVICE.

SALES

Dealers participate in Honda's factory training, covering: sales, products and the exclusive Honda Certified Technician (HCT) training program. You can trust their valuable advice and experience to help you choose the product that's just right for you and your needs.

SERVICE

The technicians at our authorised dealers perform a full pre-delivery inspection (PDI) on every Honda machine. They also offer the highest levels of aftersales service to keep your product in peak condition. Of course, you can be assured that they'll only use genuine Honda parts and accessories. We also provide industry-leading training to technicians across Australia through the Honda Certified Technician (HCT) program. This ensures that they will service and repair your Honda to the highest – and safest – standards.

EXPERTISE

Our Authorised Dealers are true experts in their field, with years of experience under their belt. In fact, their knowledge and experience plays an important role in making sure that our Research and Development team receives frequent customer feedback, so we can ensure that new and improved Honda models continue to meet your future needs.



STRONGER | CLEANER | QUIETER | STARTS-FIRST-TIME
4 YEAR WARRANTY*

Disclaimer: All prices listed include GST and are recommended retail prices only, there is no obligation to comply with the recommendation. Not all products listed in the brochure are available from every Authorised Power Equipment Dealership. Honda MPE reserves the right to change specifications and price at any time. *4 Year warranty applies to domestic use and does not apply to engines sold as separate units. For full Terms and Conditions, go to powerequipment.honda.com.au/owners/warranty or visit an authorised Honda Power Equipment Dealership. †2 Year warranty applies to domestic use and does not apply to engines sold as separate units. For full Terms and Conditions, go to powerequipment.honda.com.au/owners/warranty or visit an authorised Honda Power Equipment Dealership.

VISIT HONDA.COM.AU OR JOIN THE CONVERSATION



YOUR LOCAL AUTHORISED HONDA DEALER: